

# HS/HSE Occupations in Supply Chain Management & Advanced Manufacturing

## CLERKS

Order, Shipping, Receiving, Traffic, Stock

3565 Employed  
140 Average Annual Openings  
\$13.90 Average Hourly Wage

## TENDERS

Machine Operators: Cutting, Punching, Blending, Filling, Welding, etc.

3049 Employed  
146 Average Annual Openings  
\$17.77 Average Hourly Wage



## ASSEMBLERS, INSPECTORS


3575 Employed  
110 Average Annual Openings  
\$15.43 Average Hourly Wage

## FREIGHT AGENT, DISPATCHER, LIGHT TRUCK DRIVER

4,981 Employed  
228 Average Annual Openings  
\$18.50 Average Hourly Wage

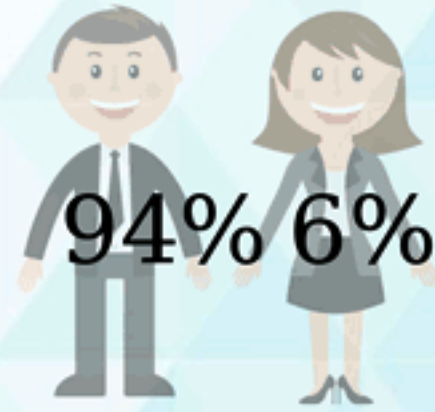
## GENERAL MAINTENANCE & REPAIR

1,283 Employed  
39 Average Annual Openings  
\$19.66 Average Hourly Wage



<b>AGE</b>	< 25:	15%
	25-34:	19%
	35-44:	19%
	45-54:	25%
	55-64:	17%
	65+:	6%

# Certificate Level Occupations in Supply Chain Management & Advanced Manufacturing



## QUALITY ASSURANCE CONTROL TECHNICIANS

25 Employed  
2 Average Annual Openings  
\$25.49 Average Hourly Wage

## ELECTRICIANS & WELDERS

864 Employed  
36 Average Annual Openings  
\$25.70 Average Hourly Wage

## TRACTOR TRAILER DRIVER, FORKLIFT DRIVER

4,903 Employed  
176 Average Annual Openings  
\$19.50 Average Hourly Wage

## INDUSTRIAL MACHINERY MECHANICS

693 Employed  
37 Average Annual Openings  
\$26.00 Average Hourly Wage



## AGE

<25:	6%
25-34:	19%
35-44:	23%
45-54:	29%
55-64:	18%
65+:	5%

# AA/AS Level Occupations in Supply Chain Management & Advanced Manufacturing



## TECHNICIANS

Mechanical Engineering,  
Engineering

155 Employed  
17 Average Annual Openings  
\$28.98 Average Hourly Wage

## CNC MACHINISTS, COMPUTER AIDED DESIGNERS

199 Employed  
10 Average Annual Openings  
\$22.72 Average Hourly Wage

## LOGISTICIANS

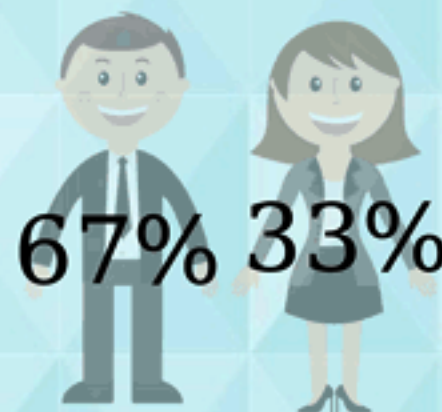
92 Employed  
3 Average Annual Openings  
\$36.24 Average Hourly Wage

## WHOLESALE BUYERS

166 Employed  
6 Average Annual Openings  
\$30.35 Average Hourly Wage

## AGE

< 25:	6%
25-34:	19%
35-44:	20%
45-54:	28%
55-64:	20%
65+:	6%



# BA/BS Level Occupations in Supply Chain Management & Advanced Manufacturing

## ENGINEERS

Industrial, Manufacturing, Sales, Electrical, Mechanical

2,063 Employed  
70 Average Annual Openings  
\$45.88 Average Hourly Wage

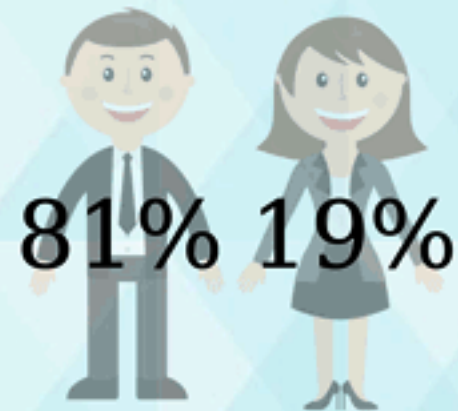
## MANAGERS

Industrial Production, Purchasing Sales/Account, Inventory Control, Logistics

5,114 Employed  
146 Average Annual Openings  
\$52.00 Average Hourly Wage

## COST ESTIMATORS

192 Employed  
11 Average Annual Openings  
\$35.00 Average Hourly Wage



## AGE

< 25:	3%
25-34:	16%
35-44:	22%
45-54:	30%
55-64:	22%
65+:	7%

